

Where did you come from pebble?

Year 1 and 2- Autumn 1 2024

Experience: Set up a museum of curiosities in classrooms to share what we have found under the ground.

End Point:

A celebration of the term's learning with parents.

Experience: Where did you come from pebble? Where have our pebbles that we collected this summer come from?

Start Point:

What is under the ground? Explore our school grounds to find out what is under the ground!

Experience:

An egg is found in our school grounds! What could it be? What might it grow in to?

YEAR 2 English

NON-FICTION– 1 week

Retrieve information from the text to answer questions

Write information paragraphs

NON- FICTION– 1 week




Retrieve information from the text to answer questions

Write information paragraphs

NON-FICTION– 1 week

Re-tell a story using words and phrases from the text

Using new vocabulary in writing– children will create an information booklet about Mary Anning's life



FICTION– 1 week

Inference linked to characters and their actions

Plan and write a story

FICTION– 2 weeks

Inference linked to characters and their actions

Plan and write a story

FICTION– 1 week




Inference linked to characters and their actions

Plan and write a story

FICTION– 1 week

Retrieve information from the text to answer questions


Write information paragraphs



YEAR 1 English

NON- FICTION– 1 week


Write a simple sentence about what is under the ground.



FICTION– 2 weeks


Exploring characters' feelings and the events in stories

Write a simple sentence.



NON-FICTION– 1 week


Children will write simple information sentences to create a poster about dinosaurs



FICTION– 1 week

Exploring characters' feelings and the events in stories


Write a series of simple sentences.



FICTION– 1 week

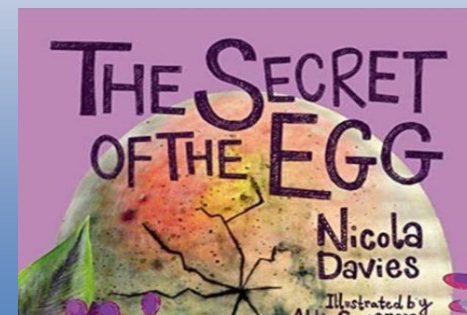
Exploring characters' feelings and the events in stories

Write a series of simple sentences.



NON-FICTION– 1 week

Children will write simple information sentences about what might hatch out of an egg.



Science– Children will be developing knowledge of life processes and seasonal changes:

Exploring seasonal changes:

- Autumn walks around the school grounds, identifying leaves and trees
- Class (Year 1)/ Individual (Year 2) class tree diaries

Year 2: Children will learn about different types of rocks and classify them

Year 1: Children will group rocks and fossils according to their properties

What is alive and what is dead? What has never been alive? Children will learn to sort objects into these categories

Geography: Children will be developing map skills:

What is a map? Exploring atlases, maps and Google Earth to identify key features of a map.

Children will use maps to identify land use around the school and locality. They will follow simple routes around the school and local area.

Year 2: Draw a map of the school with a key

Year 1: To annotate a map of the school and add key features

History: Children will be developing their knowledge of the life of Mary Anning:

Children will develop their knowledge about Mary Anning's life through research using books, pictures and online sources.

Children will identify the main events in Mary Anning's life.

Children will be able to explain why Mary Anning is a significant historical figure and why she is remembered today.

Year 2 Computing: Children will be developing knowledge and skills in digital media– creating music

Children will learn to interpret data and understand how we might use the information



Children will collect and present data about the different types of vegetables grown at the allotments



Children will present information in a range of charts to show the most and least popular autumn recipes

Year 1 Computing: Children will be developing knowledge and skills in computing systems and networks

Children will identify the different technology sources we have in school and how to use them responsibly and safely



Children will access the iPads and laptops, completing simple tasks with increasing independence

Art: Children will be developing their knowledge of portraits through drawing, painting and printing.

Children will learn about the work of Andy Warhol and Pablo Picasso



Children will create self-portraits using line drawing, painting and printing skills



Children will create their own self-portrait in the style of their favourite portrait artist

PSHE– SCARF unit Me and my Relationships

See separate unit plans

RE: Year 1– What do my senses tell me about the world of religion and belief? This will be explored through the Christian, Jewish and Hindu faiths.

Year 2– Why is light an important symbol for Christians, Jews and Hindus?